

How Can You Help at Home?

1. Talk to your child about the books you are reading at bedtime. Ask open ended question like, who, what, where, when and why.
2. Talk about the feelings of characters. Why have they acted in this way? Where is the book set? Do you like this book? Could you think of another title for this book?
3. Your child should be reading to you at least three times a week.
4. Ask children to sum up the story. What happened at the beginning, middle and end.
5. Give your child time to decode or sound out words they do not know.
6. Practise writing frequently used words, for example, play, went, my, she, there, go, one, the, then, when, help etc.
7. Give rewards and praise for effort.
8. Before children can learn to read or write they must have confident speaking and listening skills.



Popular Books To Share and Read

1. *The Gruffalo* by Julia Donaldson
2. *Diary of a Wombat*
3. *Five Minutes Peace* by Jill Murphy
4. *The Enormous Crocodile* by Roald Dahl
5. *Mr Gumpy's Motor Car* by John Burningham
6. *Floss* by Kim Lewis
7. *Winnie the Witch* by Valerie Thomas and Korky Paul



Clover Leys
SPENCER ACADEMY

Literacy

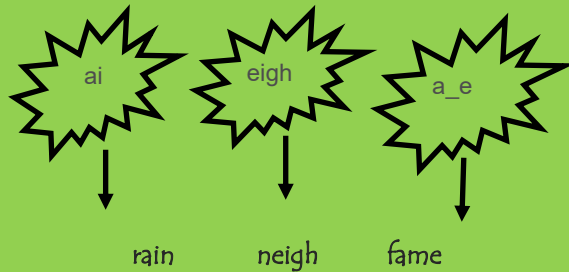
Year 1

“Learning
Together,
Growing
Forever.”

Reading

Word Reading

- Decode words using groups of letters and alternative sounds, for example,



- Read unfamiliar words, for example, said, was, one, people,
- Read words with contractions, for example, I'll I'm, we'll
 - Build fluency and confidence

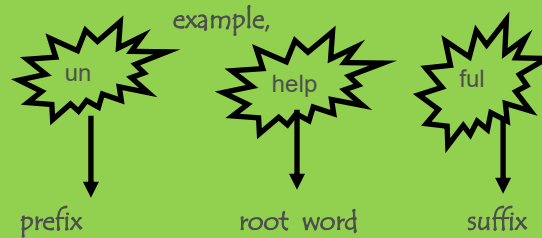
Comprehension

- Discuss and read poems, stories and non-fiction text.
 - Becoming familiar with familiar stories, fairy stories, traditional tales and retelling them using repeating patterns, for example, "What big eyes you have Grandma?" "My house is a squash and a squeeze!"
- Making inference of what is said and done
 - Predicting what might happen next...

Writing

Transcription / Spelling

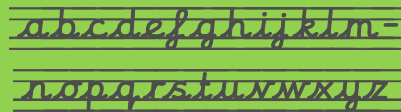
- Children are expected to be able to spell the days of the week, common exception words and add suffixes and prefixes, for



- Using the spelling rules for adding 's' or 'es'
- Naming the letters of the alphabet in order

Handwriting

- Form lower-case letters in the correct direction using a pre-cursive style, for example,



- Form capital letters ABCDEFGHIJKLM-NOPQRSTUVWXYZ
- Form digits 0-9 0123456789

Composition

- Saying out loud what they are going to write

- Sequencing sentences to form short narratives [children are expected to write up to 5 sentences by the end of year 1]

- Re-reading what they have written and correct mistakes
 - Read aloud their writing
- THINK → WRITE → CHECK

Vocabulary, Grammar and Punctuation

- Leaving finger spaces between words
- Joining sentences using 'and', for example, I went swimming. The pool was cold. I went swimming and the pool was cold.
- Punctuate sentences using a capital letter, full stop, question mark, or an explanation mark.
- Use a capital letter for names of people, places, days of the week and the personal pronoun I.